



AFFILIATED TO BOARD OF SCHOOL EDUCATION HARYANA

JEEN VIDYA MANDIR HIGH SCHOOL

RAM GANJ, OPP. NEW HOUSING BOARD COLONY, BHIWANI-127021

SUMMER VACATION HOME ASSIGNMENT CLASS – 3RD



Name :

Roll No. Section:

Teacher Name :



NOTE: AFTER COMPLETING HOMEWORK, SUBMIT IT TO THE CLASS TEACHER FOR CHECKING & GRADING.



PARENTS

The Information You Need!

Dear Parents,

Summer holidays always remain the most awaiting time of the year. You get an opportunity to spend quality time with your child. If this time is used for creative pursuits with fun filled activities it becomes a learning experience.

Therefore, we have planned Holiday Home Fun which would engage them in channelizing their energies during this break.

To keep your little ones indoors in the break and to utilize their time with constructive and creative activities that would help the children to learn new concept and revise the previous ones , Here are some tips for the parents to engage their kids regularly:-

MORNING BLESSINGS

Help your child inculcate good habits like doing "Surya Namaskar" and encourage him/her to wish all elders in the morning. If possible, visit a temple or any other religious place of your choice.



LIFE SKILLS

Inculcate the following life skills in your child to help him / her become independent.

- Filling the water bottles.
- Arranging shoes in the shoe rack.
- Laying the table for dinner / breakfast
- Buttoning / unbuttoning his/her shirt.
- Tying his / her school bags.
- Keeping his / her belongings back in place.



SUMMER VACATION

HOME ASSIGNMENT

PHYSICAL DEVELOPMENT

- Take the child with you for morning/evening walk.
- Play different games like hide and seek, football, ludo, chess, snakes and ladders, carrom board etc. with your child. This will encourage them to express freely and will make them more responsible.



LANGUAGE DEVELOPMENT

- Encourage your child to converse in English.
- Choose any 1 object from your surroundings every day. Let the child speak few lines on it
- For example: This is an apple. It is red in colour. It is sweet and juicy. An apple a day keeps the doctor away.



SOCIAL AND EMOTIONAL DEVELOPMENT

- Tell the child about your childhood, share incidents from the past and show him/her old family albums. This will strengthen the bond between you and your child.
- Cook dinner together, show your child how to measure 1 cup, 1/2 cup, 1 teaspoon etc. Start naming the food groups when you serve them.
- Let your child help in household chores like cleaning windows, filling water bottles, laying table, arranging toys, watering the plants etc.

HEALTH AND HYGIENE

“Healthy mind resides in a healthy body.” So start your day early and set a routine even during vacations. In addition you and your little one can spend some quality time playing, cycling, swimming to keep yourself fit and healthy. Encourage your child to take care of personal hygiene by inculcating the habits like washing hands, practicing yoga, eating healthy food etc.



SUMMER VACATION

HOME ASSIGNMENT

ABOUT ME

My Name _____

My Father Name _____

My Mother Name _____

My Date of Birth _____

a. Number of letters in your name _____

b. My age _____

c. My height _____

d. Number of members in my family _____

e. My shoe size _____

f. Number of teeth I have _____

g. My mother's phone number _____

h. My father's phone number _____

(*parents ensure to get memorized at least one of parent's contact numbers to their ward.)

Paste colour
photograph

***Parents....** What is the meaning of your child's name and reason for choosing it _____

ACTIVITY

*Click selfies while playing with your grandparents/ parents/ family members, paste it on A-3 sheet and laminate. **It will be kept in school.**



SUMMER VACATION

HOME ASSIGNMENT

Language Development

Learning English becomes fun and easy when we use it in everyday life! So, let's practice speaking in English through daily-use sentences and self-introduction.

Daily Use Sentences (Practice & Speak Daily)

Encourage your child to use the following English sentences at home:

- Good morning / Good night
- Please give me my water bottle.
- I'm ready for school.
- I have completed my homework.
- Can I go out to play?
- I want to watch TV.
- I am feeling sleepy.
- Let's go for a walk.
- I want to go to the market.
- This is my favorite toy.
- I like to eat mangoes.
- I am not feeling well.
- Please help me.
- I love my family.

Self-Introduction Practice

Help your child prepare the following spoken paragraph:

"Hello! My name is _____. I am _____ years old. I study in Class 3rd at _____ School. My class teacher's name is _____. My father's name is _____ and my mother's name is _____. My father's mobile number is _____. I live in _____ city. I like to eat _____ and play with _____. My favorite color is _____. I want to become a _____ when I grow up. Thank you!"

Tips for Parents:

- Ask your child to speak English while playing, eating, or during bedtime.
- Repeat the same questions daily till they become fluent.
- Speak slowly and encourage without correcting harshly.
- Appreciate efforts, even if there are mistakes. Confidence comes before correctness.



SUMMER VACATION

HOME ASSIGNMENT

हिन्दी

रिमझिम	पाठ- 1 से 5 याद करे
व्याकरण	लिंग, वचन, विलोम शब्द, भाषा की परिभाषा और संज्ञा की परिभाषा लिखों व याद करों।
पत्र	जरूरी काम के लिए प्रार्थना पत्र (2 बार लिखें व याद करें)।
निबंध लेखन	मेरा देश भारत (2 बार लिखें व याद करें)।
श्रुतलेख	रोजाना एक पेज श्रुतलेख लिखे।
गतिविधि	देशभक्तों की तस्वीरें A4 SHEET में लगाओ व उनके नाम लिखो





SUMMER VACATION HOME ASSIGNMENT

HINDI WORKSHEET

- हिन्दी पाठ्य पुस्तक के आधार पर Worksheet को भरें

3

Worksheet 1

भगवान का भरोसा

1. सही उत्तर पर (✓) लगाइए-

(क) मैना को देखकर सारे कौए कैसे हो गए?

(i) खुश

☐

(ii) क्रोधित

☐

(iii) दुखी

☐

(ख) रात में कैसी हवा चली?

(i) तेज

☐

(ii) ठंडी

☐

(iii) गरम

☐

(ग) मैना आम के पेड़ की डाली पर बैठी हुई किससे प्रार्थना कर रही थी?

(i) ईश्वर से

☐

(ii) कौए से

☐

(iii) तोते से

☐

2. सही वाक्य पर (✓) तथा गलत वाक्य पर (X) लगाइए-

(क) आसमान में बादल छाए हुए थे।

()

(ख) मैना की बात सुनकर सभी कौए रोने लगे।

()

(ग) सवेरा होने तक सब शांत हो गया।

()

3. निम्न प्रश्नों के उत्तर संक्षेप में लिखिए-

(क) मैना जान बचाकर कहाँ से भागी?

(ख) बादल बरसने के साथ-साथ क्या पड़ने लगे?

(ग) मैना जिस पेड़ पर बैठी थी उसकी डाल कैसी थी?

4. निम्न शब्दों का वाक्यों में प्रयोग कीजिए-

(क) दया

(ख) पेड़

(ग) रक्षा

(घ) विश्वास



SUMMER VACATION

HOME ASSIGNMENT

HINDI WORKSHEET

- हिन्दी पाठ्य पुस्तक के आधार पर Worksheet को भरे

3

Worksheet 2

भगवान का भरोसा

1. सही उत्तर पर (✓) लगाइए-

(क) नीम के पेड़ पर रात बिताने के लिए कौन बैठे हुए थे?

(i) कौए ☐ (ii) मोर ☐ (iii) कबूतर ☐

(ख) किसकी मार से कौए घायल होकर ज़मीन पर गिरने लगे?

(i) मैना की ☐ (ii) बारिश की ☐ (iii) ओलों की ☐

(ग) मैना की रक्षा किसने की?

(i) ईश्वर ने ☐ (ii) कौए ने ☐ (iii) तोते ने ☐

2. किसने कहा? किससे कहा?

(क) “मैं अपना ठिकाना भूल गई हूँ।”

किसने कहा? _____ किससे कहा? _____

(ख) “यह नहीं हो सकता। यह पेड़ हमारा है।”

किसने कहा? _____ किससे कहा? _____

3. निम्न प्रश्नों के उत्तर लिखिए-

(क) मैना डरते हुए कौओं से क्या बोली?

(ख) मैना आकाश में कैसे उड़ रही थी?

(ग) मैना को उड़ती देखकर घायल पड़े कौए ने उससे क्या पूछा?

4. निम्न शब्दों के विलोम शब्द लिखिए-

अस्त _____

आकाश _____

हँसना _____

दूर _____

रात _____

छोटी _____



SUMMER VACATION HOME ASSIGNMENT

HINDI WORKSHEET

- हिन्दी पाठ्य पुस्तक के आधार पर Worksheet को भरें

4

Worksheet 1

रानी लक्ष्मीबाई

1. सही उत्तर पर (✓) लगाइए-

(क) लक्ष्मीबाई का जन्म कब हुआ था?

(i) 1828 में

☐

(ii) 1835 में

☐

(iii) 1858 में

☐

(ख) रानी के पहले पुत्र की मृत्यु जन्म के कितने समय बाद हुई?

(i) चार महीने बाद

☐

(ii) दो वर्ष बाद

☐

(iii) जन्म होते ही

☐

(ग) दामोदर राव को अपनी पीठ पर किसने बाँध लिया?

(i) गंगाधर राव ने

☐

(ii) रानी लक्ष्मीबाई ने

☐

(iii) सैनिक ने

☐

2. सही वाक्य पर (✓) तथा गलत वाक्य पर (X) लगाइए-

(क) मनु कठिनाई आने पर घबराती थी।

☐

(ख) रानी की सेना ने अंग्रेजी सेना को मार भगाया।

☐

(ग) अंग्रेज सैनिकों ने रानी को पूरी तरह घेर लिया था।

☐

3. निम्न प्रश्नों के उत्तर संक्षेप में लिखिए-

(क) लक्ष्मीबाई के बचपन का क्या नाम था?

(ख) अंग्रेजों ने झाँसी के कुछ लालची सैनिकों को अपनी ओर कैसे मिला लिया?

(ग) रानी लक्ष्मीबाई की मृत्यु कितने वर्ष की उम्र में हुई?

4. निम्न वाक्यों में से संज्ञा शब्दों को छाँटकर लिखिए-

(क) पहले हमारे देश में अंग्रेज राज करते थे।

(ख) झाँसी की रानी लक्ष्मीबाई का नाम बहुत प्रसिद्ध है।

(ग) प्रजा आराम से रहने लगी।

(घ) उनके साथ कुछ वफ़ादार सैनिक भी थे।



SUMMER VACATION HOME ASSIGNMENT

HINDI WORKSHEET

- हिन्दी पाठ्य पुस्तक के आधार पर Worksheet को भरें

4

Worksheet 2

रानी लक्ष्मीबाई

1. सही उत्तर पर (✓) लगाइए-

(क) विवाह के कितने वर्ष बाद रानी ने पुत्र को जन्म दिया?

(i) तीन वर्ष बाद

☐

(ii) एक वर्ष बाद

☐

(iii) दो वर्ष बाद

☐

(ख) अंग्रेजों ने किसको झाँसी का उत्तराधिकारी मानने से इंकार कर दिया?

(i) दामोदर राव को

☐

(ii) लक्ष्मीबाई को

☐

(iii) दोनों को

☐

(ग) कौन रानी को अपने लिए बड़ा खतरा समझ रहे थे?

(i) सैनिक

☐

(ii) अंग्रेज

☐

(iii) दोनों

☐

2. रिक्त स्थान भरिए-

(क) मनु बहुत _____ थी।

(ख) झाँसी पर अधिकार करने के लिए _____ सेना भेज दी।

(ग) रानी _____ की ओर बढ़ती गई।

3. निम्न प्रश्नों के उत्तर लिखिए-

(क) लक्ष्मीबाई का विवाह कब और किससे हुआ?

(ख) संपूर्ण राज्य शोक-सागर में क्यों डूब गया?

(ग) अंग्रेजों ने कौन-सा कानून बनाया?

4. निम्न शब्दों के अंत में 'ई' जोड़कर नए शब्द बनाइए-

पुत्र

साहस

अंग्रेज

दुख

लालच

कानून



SUMMER VACATION HOME ASSIGNMENT

HINDI WORKSHEET

- हिन्दी पाठ्य पुस्तक के आधार पर Worksheet को भरें

5

Worksheet 1

आओ चलें घूम लें हम भी

1. सही उत्तर पर (✓) लगाइए-

(क) फ़सलें कहाँ लहराती हैं?

(i) शहर में

☐

(ii) गाँव में

☐

(iii) दोनों

☐

(ख) ताजमहल देखने के लिए कहाँ जाना होगा?

(i) दिल्ली

☐

(ii) आगरा

☐

(iii) जयपुर

☐

(ग) बच्चे गोवा जाकर क्या देखेंगे?

(i) मेघों को

☐

(ii) मेट्रो को

☐

(iii) सागर और तट को

☐

2. सही मिलान कीजिए-

(क) कितना बड़ा

(i) हम देखेंगे

(ख) घूम-घूमकर

(ii) रसगुल्लों के

(ग) डोसे, इडली

(iii) देश है अपना

3. निम्न प्रश्नों के उत्तर संक्षेप में लिखिए-

(क) हरे-भरे पेड़ों पर बैठकर झूम-झूम कौन गाती हैं?

(ख) बच्चे शिमला जाकर क्या देखेंगे?

(ग) इस कविता के कवि कौन हैं?

4. निम्न शब्दों में पहला वर्ण बदलकर नए शब्द बनाइए-

जब

कभी

मन

घूमकर

कर

जाकर



SUMMER VACATION HOME ASSIGNMENT

HINDI WORKSHEET

- हिन्दी पाठ्य पुस्तक के आधार पर Worksheet को भरें

5

Worksheet 2

आओ चलें घूम लें हम भी

1. सही उत्तर पर (✓) लगाइए-

(क) हवामहल कहाँ देखने को मिलेगा?

(i) दिल्ली में

☐

(ii) आगरा में

☐

(iii) जयपुर में

☐

(ख) बच्चों को बहुत मज़ा किसमें आता है?

(i) पढ़ने में

☐

(ii) घूमने में

☐

(iii) सोने में

☐

(ग) 'रसगुल्ला' क्या है?

(i) एक स्थान

☐

(ii) एक मिठाई

☐

(iii) एक सब्जी

☐

2. निम्न शब्दों के अर्थ लिखिए-

मस्त

तट

सागर

वस्तुएँ

मेघों

अनुभव

3. निम्न प्रश्नों के उत्तर लिखिए-

(क) छुट्टियों के आने से पहले बच्चे मम्मी-पापा से क्या कह देते हैं?

(ख) 'मेट्रो जी की सैर करें हम।' पंक्ति से कवि का क्या आशय है?

(ग) बच्चे चरापूँजी में जाकर क्या देखेंगे?

4. सही मिलान कीजिए-

मज़ा

प्राणी

बच्चे

इडली

स्थान

फ़सलें

मम्मी

वस्तु

सुंदरता

गोवा

भाव

गाँव



SUMMER VACATION

HOME ASSIGNMENT

English	
Orchid	Learn Chapter 1 to 5 with exercise.
Grammar	Number, Gender, opposite words, verb, Proper Noun. Write two times in holiday homework notebook & Learn.
Letter	Write an application to principal requesting 2 day leave for some urgent piece of work at home. (Write two times & learn)
Essay	My Country India (Write two times & learn)
Writing	One page of Handwriting every day.
Activity	Make a Flower Scrap book Collect 5 flowers (only write its name, colour and paste it).





SUMMER VACATION

HOME ASSIGNMENT

ENGLISH WORKSHEET

Based on your English Textbook Chapter 3, complete this worksheet

3

Little George and His Axe

Worksheet-1

A. Tick (✓) the correct option :

- Little George was _____ when he found his father shouting loudly.
(a) lucid ☐ (b) bewildered ☐ (c) satisfied ☐
- George's father cooled down quickly because his _____ had told the truth.
(a) family members ☐ (b) servants ☐ (c) son ☐
- Little George became the first _____ of America.
(a) President ☐ (b) Scientist ☐ (c) Doctor ☐
- _____ have life too.
(a) Plants ☐ (b) Axe ☐ (c) both ☐

B. Write the meaning of the following words :

- | | | | |
|--------------|---------|---------------|---------|
| 1. Hurry | — _____ | 2. Bewildered | — _____ |
| 3. Agreement | — _____ | 4. Strike | — _____ |

C. Write true or false :

- Little George got an axe on his birthday. _____
- His small axe was not working well. _____
- George was happy when his angry father was shouting at servants. _____
- His father was happy because his son had told the truth. _____

D. Underline verbs in the following sentences.

- The cobbler mends the shoes.
- The bird flies in the sky.
- Mala laughed loudly on joke.
- The hunters killed the poor animals.



SUMMER VACATION

HOME ASSIGNMENT

ENGLISH WORKSHEET

Based on your English Textbook Chapter 3, complete this worksheet



3

Little George and His Axe



Worksheet-2

A. Write who said the following statements :

1. "Who has cut down all these plants?"
2. "Father, it was me."
3. "Why did you do that?"
4. "I wanted to see if the axe works."

B. Unscramble the following words :

- | | | | | | |
|--------------|---|-------|-----------|---|-------|
| 1. OCLODE | — | _____ | 2. IPKCDE | — | _____ |
| 3. GAERMEETN | — | _____ | 4. ALETR | — | _____ |

C. Answer the following questions :

1. Why did George decide to try out his axe?
2. What did George see in the evening?
3. What do you mean by nodded?
4. Why was George's father happy?

D. Write the kinds of underlined adjectives :

1. The Geeta is a holy book.
2. Sheetal has four dolls.
3. She drank a little juice.
4. Pandit Nehru was a great leader.



SUMMER VACATION


HOME ASSIGNMENT

ENGLISH WORKSHEET

Based on your English Textbook Chapter 4, complete this worksheet



4 The Naughty Nikie



Worksheet-1

A. Tick (✓) the correct option :

- Nikie was a little naughty _____.
(a) mouse ☐ (b) rabbit ☐ (c) cat ☐
- The _____ was disturbed from his sleep.
(a) Nikie ☐ (b) lion ☐ (c) mother ☐
- Nikie ran away to his _____.
(a) tree ☐ (b) cage ☐ (c) hole ☐
- The lion was trapped in a _____.
(a) jail ☐ (b) net ☐ (c) well ☐

B. Write the meaning of the following words :

- Dangerous - _____
- Alive - _____
- Terrible - _____
- Calm - _____

C. Write true or false :

- Nikie went out of his hole to play. _____
- Nikie found a large elephant outside his hole. _____
- The lion grew angry on Nikie. _____
- Nikie laughed at the lion. _____

D. Circle the subject and underline the predicate in the following sentences :

- We should follow the rules.
- The scenery is really beautiful.
- A man was driving the car.
- My friend wants to visit Mumbai.



SUMMER VACATION

HOME ASSIGNMENT

ENGLISH WORKSHEET

Based on your English Textbook Chapter 4, complete this worksheet

4 The Naughty Nikie

Worksheet-2

A. Write who said the following statements :

1. "Be careful."
2. "Don't worry."
3. "I am sorry."
4. "I think I must punish you."

B. Unscramble the following words :

- | | | | |
|-------------|---|------------|---|
| 1. EHRAD | — | 2. ANGUTHY | — |
| 3. ETIRRBEL | — | 4. RFEIDN | — |

C. Answer the following questions :

1. What do you mean by growl?

2. What did Nikie's mother say to him?

3. Why did the lion grow angry?

4. What did Nikie hear and see after a few days?

D. Add suitable predicates in the following sentences :

1. My teacher _____.
2. They _____.
3. The students _____.
4. The sun _____.



SUMMER VACATION

HOME ASSIGNMENT

ENGLISH WORKSHEET

Based on your English Textbook Chapter 5, complete this worksheet

5 The Trickster

Worksheet-1

A. Tick (✓) the correct option :

1. The evening is wonderful and the right time to _____.

(a) roost

☐

(b) fly

☐

(c) arise

☐

2. All animals will be living in perfect _____.

(a) peace

☐

(b) harmony

☐

(c) both

☐

3. Let us _____ the new world together.

(a) ignore

☐

(b) celebrate

☐

(c) blame

☐

4. It is better to _____ for now.

(a) leave

☐

(b) arrive

☐

(c) stay

☐

B. Write the meaning of the following words :

1. Agree – _____

2. Forget – _____

3. Delight – _____

4. Truth – _____

C. Write true or false :

1. The fox bought the bad news. _____

2. In the distance there was a pack of hounds. _____

3. The cock found out that the news was false. _____

4. The cock gave a call before sleeping. _____

D. Add suitable subjects in the following sentences :

1. _____ eat green grass.

2. _____ sang a beautiful song.

3. _____ is very costly.

4. _____ has long neck.



SUMMER VACATION


HOME ASSIGNMENT

ENGLISH WORKSHEET

Based on your English Textbook Chapter 5, complete this worksheet



5 The Trickster



Worksheet-2

A. Write who said the following statements :

1. "I am delighted."
2. "Yes, come let us be friends forever."
3. "I shall see you soon."
4. "The poor trickster!"

B. Complete the spelling of the following words:

- | | |
|---------------|--------------|
| 1. ro _ st | 2. _ ews |
| 3. to _ ether | 4. per _ ect |
| 5. hou _ d | 6. pe _ ce |
| 7. w _ rld | 8. _ ndeed |

C. Answer the following questions :

1. What do you mean by trickster?

2. What was the right time for cock to roost?

3. What was the good news?

4. Why was the fox scared?

D. Write P for positive and N for negative sentences :

1. We are watching television.
2. My teacher is very strict.
3. She is not a good girl.
4. This pencil is not short.

☐
☐
☐
☐




SUMMER VACATION

HOME ASSIGNMENT

Math

Learn Mathematics	Chapter- 1 to 4 Revise in Holiday Homework Notebook
Table	2 to 20 write and learn.
Activity	Make a project file on #money. The reference video will be shared separately by the class teacher.





SUMMER VACATION

HOME ASSIGNMENT

MATH WORKSHEET

Based on your Math Exercise, complete this worksheet

Worksheet

1

Addition

3

A. Tick (✓) the correct option :

- If we add 8 thousands, 9 hundreds, 2 tens and 4 ones, then the result will be :
(a) 8392 ☐ (b) 8924 ☐ (c) 8293 ☐
- $242 + 368 + 1473 = ?$
(a) 2083 ☐ (b) 1082 ☐ (c) 1081 ☐
- Which of the following statement is false?
(a) $122 + 136 = 136 + 122$ ☐ (b) $750 + 1 = 750$ ☐ (c) $951 + 1 = 952$ ☐
- The ones digit in the sum of 2394 and 4562 is :
(a) 7 ☐ (b) 6 ☐ (c) 5 ☐

B. Solve the following :

1. Add the following :

	Th	H	T	O
(a)	5	6	2	2
+	3	1	6	5

	Th	H	T	O
(b)	4	4	8	7
+	2	0	1	4

	Th	H	T	O
(c)	8	1	2	2
	1	5	0	4
+		2	0	2

- Write (T) for true and (F) for false statements :
(a) $3562 + 1145 = 2456 + 3562$ ☐
(b) $(2462 + 1121) + 2516 = 2462 + (1121 + 2516)$ ☐
- What is the sum of the largest 2-digit number, the smallest 3-digit number and the largest 3-digit number? _____
- Fill in the blanks :
(a) 6504 more than 1437 is _____.
(b) The thousands digit of the sum of 1398 and 5134 is _____.
- Add the following numbers by expanded form method :
(a) $1072 + 3715$ (b) $3562 + 2425$
- Add and match :
(a) $4532 + 1457$ (i) 8211
(b) $3157 + 2841$ (ii) 5989
(c) $6725 + 1486$ (iii) 5998



SUMMER VACATION

HOME ASSIGNMENT

MATH WORKSHEET

Based on your Math Exercise, complete this worksheet



Worksheet

2

Addition

A. Tick (✓) the correct option :

- _____ pair of numbers makes up 3999.
(a) 2363, 1636 ☐ (b) 3099, 900 ☐ (c) both ☐
- $2734 + 7060 + 114 =$ _____
(a) 9008 ☐ (b) 9988 ☐ (c) 9908 ☐
- The hundreds digit in the sum of 1842 and 4576 is _____.
(a) 0 ☐ (b) 1 ☐ (c) 4 ☐
- If we add 7 thousands, 3 tens and 2 ones, the result will be _____.
(a) 732 ☐ (b) 7032 ☐ (c) 7302 ☐

B. Solve the following :

- Write 'C' for commutative and 'A' for associative property of addition in the ☐ :
(a) $7 + (3 + 2) = (7 + 3) + 2$ ☐ (b) $86 + 69 = 69 + 86$ ☐
(c) $2691 + (1234 + 3214) = (2691 + 1234) + 3214$ ☐
- Add the following :
(a) $7254 + 121 + 32 =$ _____ (b) $2439 + 752 + 90 =$ _____
- Find the sum of the following :
(a) Three thousand seven hundred eighty-six and five thousand nine hundred eighty-two
(b) One thousand two hundred seventy-four and two thousand nine hundred sixty-six
- Without adding, fill the missing numbers :
(a) $2734 + 8061 =$ $+ 2734$ (b) $+ 5237 =$ $+ 1956$
(c) $1382 + 0 =$ (d) $1328 + (5163 + 8975) = (1328 + 5163) +$
- A man gets 2048, 6213 and 1234 pineapples from his three farms. Find the total number of pineapples he gets from the three farms. _____
- A water tanker supplies drinking water to two villages. One village gets 3458 buckets of water and the other gets 4295 buckets of water. How many buckets of water is supplied to both the villages? _____



SUMMER VACATION

HOME ASSIGNMENT

MATH WORKSHEET

Based on your Math Exercise, complete this worksheet



Worksheet

1

Subtraction

A. Tick (✓) the correct option :

- On subtracting 6702 from 9842, the digit obtained at tens place will be :
(a) 4 ☐ (b) 3 ☐ (c) 2 ☐
- The difference of $(8000 + 400 + 70 + 9)$ and $(1000 + 200 + 30 + 6)$ will be :
(a) 7244 ☐ (b) 7243 ☐ (c) 8243 ☐
- $8760 - 2342 =$ _____
(a) 6348 ☐ (b) 6418 ☐ (c) 5418 ☐
- Reducing 2962 from $(3 \text{ thousands} + 2 \text{ hundreds} + 4 \text{ tens})$ gives :
(a) 279 ☐ (b) 378 ☐ (c) 278 ☐

B. Solve the following :

- Find the difference :

(a)

Th	H	T	O
5	6	3	8
-	3	4	0

(b)

Th	H	T	O
6	2	3	2
-	4	7	4

(c)

Th	H	T	O
8	3	1	8
-	6	2	5

- Subtract and match :

- | | |
|-------------------|--|
| (a) $3654 - 1073$ | (i) $4000 + 200 + 80 + 4$ |
| (b) $5540 - 1256$ | (ii) 3059 |
| (c) $7412 - 4353$ | (iii) Two thousand five hundred eighty-one |

- Subtract the following numbers by expanded form method :

- (a) $8765 - 1431$ (b) $5879 - 2563$

- Find the difference of the following :

(a) Four thousand three hundred ninety-seven and two thousand nine hundred ninety-eight

(b) Eight thousand four hundred thirty-two and three thousand seven hundred sixty-five

- Subtract the following numbers and check your answer :

(a) 6421 from 9000 _____ (b) 3791 from 5142 _____

- Fill in the blanks :

(a) $6245 - 4362 =$ 8 3

(b) $6116 - 3623 =$ 4 9



SUMMER VACATION

HOME ASSIGNMENT

MATH WORKSHEET

Based on your Math Exercise, complete this worksheet



Worksheet

②

Subtraction

A. Tick (✓) the correct option :

- If we subtract 0 from a number, we get :
(a) 0 ☐ (b) number itself ☐ (c) 1 ☐
- Which number will make the statement correct : $45 + \square = 182$
(a) 139 ☐ (b) 137 ☐ (c) 225 ☐
- In the month of October, there were 14 holidays. How many days were working days ?
(a) 26 ☐ (b) 16 ☐ (c) 17 ☐
- $970 - 96 = ?$
(a) 874 ☐ (b) 784 ☐ (c) 374 ☐

B. Solve the following :

- Fill in the blanks by using the properties of subtraction :
(a) $873 - 0 = \square$ (b) $\square - 0 = 2456$
(c) $3492 - 3492 = \square$ (d) $6157 - \square = 6157$

2. Find the difference :

(a) Th H T O

	○	○	○	○
	8	9	3	8
-	4	8	2	5

(b) Th H T O

	○	○	○	○
	8	9	5	6
-	6	4	7	3

(c) Th H T O

	○	○	○	○
	5	9	6	2
-	2	7	5	6

3. Fill in the missing numbers :

(a) Th H T O

	7	2	□	1
-	4	□	3	2
	□	4	1	9

(b) Th H T O

	8	□	6	1
-	□	4	□	3
	3	7	8	□

(c) Th H T O

	3	□	5	4
-	1	9	□	7
	□	1	8	□

4. Simplify :

(a) $3612 + 4428 - 2034$ _____ (b) $6432 - 4101 + 1421 + 2832$ _____

5. In two numbers, the smaller is 1389 less than the greater. If the greater number is 8648, find the smaller number. _____

6. There were 2520 green apples and 6245 red apples. If 4628 apples were sold, how many apples were left? _____



SUMMER VACATION

HOME ASSIGNMENT

Environmental Studies

EVST	Lesson 1 to 4, Write all Q/A and Exercises in Holiday Homework Notebook & Learn.
Activity	Make parts of plant craft project as shown in the image. Reference video to make this craft will be shared by Class Teacher separately on WhatsApp Group or you can find the same in download center of your School App.

Materials Needed:

A4 or chart paper (light color), Green, brown, red, and yellow colored paper (or use crayons to color), Scissors (child-safe), Glue stick, Pencil, Black sketch pen or marker.

Instructions:

■ Draw or Cut Out Plant Parts:






- **Roots:** Cut zigzag or branch-like shapes from brown paper.
- **Stem:** Cut a long rectangular strip from green or brown paper.
- **Leaves:** Cut 2–3 leaf shapes from green paper.
- **Flower:** Cut a flower shape from red or yellow paper.
- **Fruit (Optional):** Cut a small fruit shape (like an apple or mango) from colored paper.

■ Paste the Plant on Paper:

- Glue the **roots** at the bottom (underground).
- Paste the **stem** above the roots, standing straight up.
- Stick **leaves** on both sides of the stem.
- Paste the **flower** on top of the stem.
- Add **fruit** if you like, near the flower or on a branch.

■ Label the Parts:

- Use a black marker to write labels:

-  *Roots* – hold the plant
-  *Stem* – supports the plant
-  *Leaves* – make food
-  *Flower* – makes seeds
-  *Fruit* – has seeds

- Draw arrows pointing to each part.

■ Decorate the Chart (Optional):

- Add sun, clouds, or grass at the bottom.
- Write the title: "**Parts of a Plant**" at the top in bold letters.



Parts of Plant Craft



SUMMER VACATION

HOME ASSIGNMENT

EVST WORKSHEET

Based on your textbook lessons, complete this worksheet

Multiple Choices

- Frogs breathe through their _____.
a) Skin b) Nose c) Ears d) Eyes
- Most plants breathe through tiny pores on their _____.
a) Roots b) Stems c) Leaves d) Flowers
- These animals lay eggs _____.
a) Dogs b) Cats c) Birds d) Lions
- The nervous system consists of brain, spinal cord and _____.
a) Lungs b) Kidneys c) Nerves d) Stomach
- Which of the following is a living thing?
a) Car b) Rock c) Tree d) Chair
- Insects have the _____ to breathe.
a) Lungs b) Gills c) Skin d) Spiracles
- The line in the middle of the leaf is called _____.
a) Vein b) Midrib c) Root d) Stem
- Which of the following is a non-living thing?
a) Fish b) Bird c) Pencil d) Frog
- Which part of body pumps blood to the different parts of the body?
a) Brain b) Stomach c) Heart d) Lungs
- Which plant has a hard and woody stem?
a) Tulsi b) Mango tree c) Rose plant d) Money plant
- Kidney is the part of _____ system.
a) Respiratory b) Digestive c) Excretory d) Circulatory
- Green plants make their own food by using _____.
a) Soil b) Moonlight c) Sunlight d) Air
- Which system gives shape and support to our body?
a) Digestive b) Muscular c) Skeletal d) Excretory
- Non-living things do not _____.
a) Grow b) Break c) Move d) Change
- The main organ of excretory system is _____.
a) Heart b) Kidney c) Brain d) Lungs
- How many parts does a plant have?
a) 2 b) 3 c) 5 d) 6
- Which is the most beautiful part of a plant?
a) Root b) Stem c) Leaf d) Flower
- Which part of the plant grows above ground?
a) Root b) Stem c) Seed d) Fruit
- Which part of the plant is called the 'food factory' of the plant?
a) Root b) Leaf c) Flower d) Seed



SUMMER VACATION

HOME ASSIGNMENT

EVST WORKSHEET

Based on your textbook lessons, complete this worksheet

Write True Or False

1. Most plants grow from seeds.
2. All things are living things.
3. Frog breathe through stomata.
4. Plants are non-living things.
5. Insects give birth to their young ones.
6. Living things die.
7. Roots take in water from the soil.
8. Plants do not need food.
9. Living things grow.
10. Tubers are roots that store food.
11. Chlorophyll makes the leaf look green.
12. Animals give out carbon dioxide while breathing.
13. A puppy does not grow into a dog.
14. Plants can make their own food.

Fill In The Blanks

1. Animals move from one place to another in search of _____ shelter and _____.
2. Living things get _____ from the food they eat to work.
3. Blood is pumped from _____.
4. _____ can make its own food in the presence of sunlight.
5. The part of a plant which grows above the ground is _____.
6. The _____ gives shape to the body.
7. Rib cage protects the _____.
8. Plants are _____ at one place.
9. Fish breathe through their _____.
10. A seed needs air, water and _____ to grow into a baby plant.
11. A _____ becomes a fruit.
12. A group of cells together form a _____.
13. Animals can walk, _____, _____, fly and _____.
14. Most animals _____ to their surroundings.
15. Mosquito's eggs hatch into _____.
16. All living things need _____ to breathe.
17. Plants breathe through the tiny holes on their leaves called _____.
18. Living things are _____ to light.
19. Tall and strong plants are called _____.
20. Muscles are attached to the _____.
21. Nervous system consists of _____, _____ and _____.



SUMMER VACATION

HOME ASSIGNMENT

Computer

Computer

Lesson 1 to 2 learn.

Activity

Make a chart on the topic: *Basic Parts of a Computer and Their Uses.*

Materials Required for Chart Making:

1 Chart paper or A4-size colored sheet, Pencil and eraser, Scale (ruler), Black sketch pen or marker, Crayons or color pencils, Glue stick, Scissors (child-safe), Printouts or drawings of computer parts (monitor, keyboard, CPU, mouse, printer) and software icons (MS Paint, WordPad, game)

Instructions to Prepare the Chart:

1. Title the Chart:

Write “**Parts of a Computer and Their Uses**” neatly at the top center using bold and colorful letters.

2. Divide the Chart into Two Sections:

1. **Left Side:** For *Hardware parts*
2. **Right Side:** For *Software examples*

3. Draw or Paste Pictures of Computer Hardware:

1. Use colored pencils or glue printed images of:
Monitor, Keyboard, Mouse, CPU, Printer
2. Label each part neatly using a black marker.

4. Write One-Line Uses for Each Part Below It:

1. Monitor – Displays output
2. Keyboard – Used to type and give commands
3. Mouse – Helps to point and click
4. CPU – Brain of the computer
5. Printer – Gives output on paper (hard copy)

5. On the Right Side, Paste or Draw Icons of 2–3 Software Programs:

1. Example: MS Paint, WordPad, Game
2. Write: “*These are software programs. They help us do different tasks on a computer.*”

6. Add a Key Concept Box at the Bottom:

1. Draw a box and write:
“*All computers follow the Input → Process → Output rule.*”
2. Add arrows or a simple diagram to show this concept.

7. Decorate the Borders (Optional):

1. Use computer-themed stickers, small icons, or drawings to make the chart attractive.



SUMMER VACATION

HOME ASSIGNMENT

COMPUTER WORKSHEET

Based on your textbook lessons, complete this worksheet

Multiple Choice

1. The output we get on paper is called:

- a) Soft copy b) Hard copy c) File d) Printout

2. MS Paint, WordPad and games are all examples of computer:

- a) Hardware b) Input c) Software d) Output

3. _____ is the father of computer

- a) Charles Babbage b) Bill Gates c) Steve Jobs d) Thomas Edison

4. The parts of a computer that we can see and touch are called :

- a) Software b) Hardware c) Data d) Program

5. All computers follow the:

- a) Input-Output-Process Rule b) Power Rule c) Hardware Rule d) Monitor Rule

6. These are used to enter data and give instructions to the computer.

- a) Output devices b) Input devices c) Storage devices d) Software

7. Which of these is not a type of computer?

- a) Desktop b) Laptop c) Television d) Tablet

8. A computer displays _____ after processing the data.

- a) Electricity b) Output c) Keyboard d) Input

Write True Or False

1. Microcomputers are used to do multipurpose jobs.
2. The physical parts of computer are called the hardware.
3. Microphone is used to record music/voice.
4. Process is the last stage of IPO cycle.
5. Results provided by computer are accurate.
6. Computers can work continuously without getting tired.
7. A CD can store more data than a DVD.
8. Mouse is an input device.
9. Computer has a very less storage.
10. Hard disk is a storage device.



SUMMER VACATION

HOME ASSIGNMENT

COMPUTER WORKSHEET

Based on your textbook lessons, complete this worksheet

Fill In The Blanks

1. Computer works on _____.
2. Computers give _____ results every time.
3. _____ and _____ are the types of monitor.
4. Input devices are used to enter _____ to a computer.
5. Computer is a _____ machine.
6. Keyboard is a/an _____ device.
7. _____ is the first stage of IPO cycle.
8. MS Paint is an _____ software.
9. The output stage involves displaying _____.
10. The printed copy is called the _____.



SUMMER VACATION

HOME ASSIGNMENT

General Knowledge

GK	Lessons 1 to 9 Learn.
Moral Values	Lessons 1 to 3 Write in Holiday Homework Notebook with Exercise & Learn.
Activity	Cut and paste the pictures of the Indian Festival on A4 Sheet and name the Festivals.
Drawing	
Drawing	Page 3 to 13 colour in the book and draw UFO, Giraffe, Aquarium and Doll (2 times in drawing notebook).





SUMMER VACATION

HOME ASSIGNMENT

KNOW YOU KID

आदरणीय अभिभावक,

आप से विनम्र अनुरोध है कि नीचे आपके बच्चे के दैनिक जीवन से जुड़ी कुछ अच्छी आदतें दी गई हैं। क्या आपका बच्चा अपने दैनिक जीवन में इन अच्छी आदतों का अनुसरण करता है। कृपया हाँ / ना में उत्तर दें।

अच्छी आदतें

1. क्या आपके बच्चे ने सुबह उठकर सबसे पहले अपने बड़ों का अभिवादन किया? _____
2. क्या आपके बच्चे ने दंतधवन एवं नित्य क्रिया से निवृत्त होकर ॐ का उच्चारण किया? _____
3. क्या आपका बच्चा अपने से बड़ों का सम्मान करता है? _____
4. क्या आपका बच्चा हमेशा सच बोलता है? _____
5. क्या आपका बच्चा अपना गृहकार्य समय पर पूरा करता है? _____
6. क्या सभी के साथ आपके बच्चे का व्यवहार अच्छा होता है? _____
7. क्या आपका बच्चा अपने से छोटों से प्यार करता है? _____
8. आपके बच्चे ने कभी किसी का मजाक उड़ाया है? _____
9. क्या आपका बच्चा जरूरतमन्द की सहायता करता है? _____
10. क्या आपका बच्चा मेहनती है? _____
11. क्या वो हमेशा प्यार से बात करता है? _____
12. क्या आपका बच्चा बड़ों के बीच में बोलता है? _____
13. क्या वो दूसरों की वस्तुएँ पूछ कर लेता है? _____
14. दूसरे द्वारा आपके बच्चे को कोई वस्तु दिए जाने पर क्या वो उसको धन्यवाद करता है? _____
15. आपका बच्चा अपनी किताबें व्यवस्थित करके रखता है? _____
16. क्या वह सुबह समय पर उठता है? _____
17. क्या वह गलती करने पर माफी माँगता है? _____
18. क्या वह दूसरों के काम में दखल देता है? _____
19. क्या वो बाहर की चीजें खाना ज्यादा पसंद करता है? _____
20. क्या वह अपने से बड़ों की बात मानता है? _____
21. क्या वह घर के किसी काम में अपनी मम्मी की सहायता करता है? _____
22. क्या वह किसी से द्वेष भावना रखता है? _____
23. खाना खाने से पहले व बाद में हाथ साबुन से अच्छी प्रकार से धोता है? _____
24. क्या वह अपने नाखून साफ रखता है? _____
25. क्या वह सुबह का नाश्ता सही समय पर करता है? _____



HAPPY
SUMMER
VACATION!



9306594300
9215174603



www.jeenvidyamandir.in



jeenvidyamandir@gmail.com



[jeenvidyamandir](https://www.facebook.com/jeenvidyamandir)

36 Years
&
Counting!